

# Academic Risk Report

## Introduction

In accordance with California’s Migrant Education Program (MEP) State Service Delivery Plan (SSDP), the Migrant Education Office considers a child be academically at risk based on their performance in recent summative assessments, as follows:

- CASSPP ELA Achievement Level of 1-2
- CASSPP Math Achievement Level of 1-2
- ELPAC Performance Level of 1-3
- CELDT Performance Level of 1-3

The Academic Risk Report displays a list of migratory children who met one or more of the criteria above. Note that this is an annual report based on prior year assessment data.

In addition to the criteria listed above, if a child has both CELDT and ELPAC data, then the ELPAC level will display on the screen and the CELDT level will not. This report logic was implemented because the Migrant Education Office would like MSIN users to focus on ELPAC levels, when available. In the future, the CELDT column will be removed, as this assessment is being retired and completely replaced by the ELPAC.

Given that academic risk status depends on prior year assessment data, only children that were found in the state assessment files are included in the Academic Risk Report. Children that were not assessed or did not have valid SSID numbers when matched against CALPADS data, could not be evaluated for academic risk status and are therefore not included in the report. This caveat highlights the importance of entering accurate SSID numbers for all school-age children in MSIN.

The Academic Risk Report can be run by region, district, and/or school. The results displayed on the screen include school name, individual student information (e.g., MSD Number, SSID, Name, Grade, and QAD), and state assessment results (e.g., CAASPP ELA, CAASPP Math, CELDT, and ELPAC).

## Running the report

The Academic Risk Report is found under the Reports menu, within the Child Reports section. Once the user navigates to the appropriate screen, the system will select their region automatically (as shown in screenshot). If a region covers a single county, the second dropdown also defaults to the appropriate county (otherwise one or more counties may be selected). The remaining dropdown menus allow the user to select the district (one or many), school (one or many), and the school year. After selecting the levels and clicking “Search,” results will display below the search options. The “Export” button will become active (changing from light to dark green) after search results are retrieved. Results can be exported in Excel or PDF formats.



The screenshot shows the 'Academic Risk Report' search interface. It features a blue header bar with the title 'Academic Risk Report' and an information icon. Below the header, there are several dropdown menus and buttons. The 'Regions' dropdown is set to '01'. The 'Counties' dropdown is set to '1'. The 'School Districts' dropdown is set to '1'. The 'Select Schools' dropdown is set to '▼'. The 'School Year' dropdown is set to '2017-18'. At the bottom, there are three buttons: 'Search' (blue), 'Reset' (orange), and 'Export' (green).

The on-screen search results may differ slightly based on the dropdown menu selections. If a user does not make any dropdown selection and clicks "Search," the results will include a single list with all counties, districts, and schools. If a user makes specific selections, then the results will be broken down according to the selections (e.g., selecting five schools will display five separate lists of children, grouped by school). The following example shows the on-screen results for a single school selection. Note that just above the table, the school name is bolded and a count of 225 appears within brackets. This is the number of children who meet the report criteria and are considered academically at risk.




## Academic Risk Report - 1 School (2017-18)

**San Benito High (225)**  

| School          | MSD Number | SSID | Name            | Grade | QAD        | CAASPP ELA | CAASPP Math | CELDT | ELPAC |
|-----------------|------------|------|-----------------|-------|------------|------------|-------------|-------|-------|
| San Benito High |            |      | San Benito High | 11    | 01/23/2018 | 1          | 3           |       |       |
| San Benito High |            |      | San Benito High | 11    | 07/22/2016 | 1          | 1           |       | 2     |
| San Benito High |            |      | San Benito High | 09    | 07/20/2018 | 1          | 1           |       | 4     |

Example display (ID numbers and names have been blurred)

## Exporting

There are two ways to export the report contents. Once a search has been made, the information displayed on the screen can be exported as a single list using the green export button (  ) beneath the search criteria. If a user makes specific district and school selections, they will see that each district or school list can be exported individually, using the Excel workbook (  ) or PDF document (  ) icons, next to the district or school name(s).

### Academic Risk Report

Regions

Regions: 01



Countries: 1

School Districts: 1

Schools: 98

School Year: 2017-18

Search Reset Export

 - Export 20 Schools (2017-18)  
 - Export 20 Schools (2017-18)

Above: All 20 schools with children who met the report criteria can be exported into a single file, either in Excel or PDF formats.

Right: Or the user can export individual school lists by clicking the icons next to the school names.

### Academic Risk Report - 20 Schools (2017-18)

**San Jose High (3)**  

| School        | MSD Number | SSID | Name          | Grade | QAD        | CAASPP ELA | CAASPP Math | CELDT | ELPAC |
|---------------|------------|------|---------------|-------|------------|------------|-------------|-------|-------|
| San Jose High |            |      | San Jose High | 11    | 07/01/2016 | 2          | 9           |       |       |
| San Jose High |            |      | San Jose High | 12    | 06/24/2017 |            |             |       | 3     |
| San Jose High |            |      | San Jose High | 11    | 08/06/2017 | 3          | 1           | 5     |       |

**Horace Mann Elementary (2)**  

| School                 | MSD Number | SSID | Name                   | Grade | QAD        | CAASPP ELA | CAASPP Math | CELDT | ELPAC |
|------------------------|------------|------|------------------------|-------|------------|------------|-------------|-------|-------|
| Horace Mann Elementary |            |      | Horace Mann Elementary | 04    | 06/20/2018 | 1          | 1           |       | 1     |
| Horace Mann Elementary |            |      | Horace Mann Elementary | 03    | 06/20/2018 | 1          | 1           |       | 2     |

**River Glen (2)**  

| School     | MSD Number | SSID | Name       | Grade | QAD        | CAASPP ELA | CAASPP Math | CELDT | ELPAC |
|------------|------------|------|------------|-------|------------|------------|-------------|-------|-------|
| River Glen |            |      | River Glen | 03    | 06/10/2016 | 1          | 1           |       | 2     |
| River Glen |            |      | River Glen | 08    | 06/05/2015 | 1          | 1           |       |       |

## Export Columns

| Field       | Description  |
|-------------|--|
| County      | County where the child was enrolled in the selected school year                              |
| District    | District where the child was enrolled in the selected school year                            |
| School      | School where the child was enrolled in the selected school year                              |
| MSD Number  | Child's MSD Number   |
| SSID        | Child's CALPADS ID   |
| Name        | Child's Name   |
| Grade       | Child's enrolled grade for the period  |
| QAD         | Child's most recent QAD in the region/DFD (may have a more recent QAD in another region/DFD) |
| CAASPP ELA  | Child's achievement level on the CAASPP English Language Arts assessment                     |
| CAASPP Math | Child's achievement level on the CAASPP Math assessment                                      |
| CELDT       | Child's overall performance level on the CELDT (blank if an ELPAC level exists)              |
| ELPAC       | Child's overall performance level on the ELPAC   |

## Additional Details

This is a static annual report. The Academic Risk Report depends on summative assessment data and will therefore be updated once per year, typically in January, after MSIN staff have collected and processed all prior year assessment results. These results are sourced from the CALPADS database, with the CDE-MEOs support.